


PRE-NURSERY



SREE AYYAPPA
PUBLIC SCHOOL


SESSION - 2026-27

BAGLESS
DAYS

WORKSHEET

All About Me


I. 1) This is me!




My name is _____

2) I am _____ years old.

3) I love eating



4) This is my family



|| - *Learn this poem and practice the body movement.*

Hello! everybody

How are you today?

Time to move your body and learn and play.

Hello! to my teacher how are you today?

I am gonna listen to what you say.

Hello! to my friends, how are you today?

I am gonna share my toys with you today.

Shake your head yes, shake your head no - 2

Lift your arms up, put your arms down

Lift your arms up and shake it all around.

Bend to the left, bend to the right - 2

Hello! Everybody

How are you today?

Time to move your body learn and play,

I am going to listen to what you say.

I am going to share my toys with you today.

I hope everybody will have a good day.

Thank you :)

III- Story: "The Hare and the Tortoise"


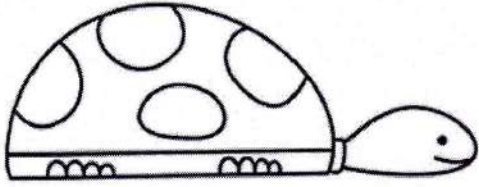
कहानी का नाम - "कछुआ और खरगोश"

इस कहानी से हमें यह शिक्षा मिलती है की -

"मेहनत करने वालों की हार नहीं होती"


1) दिए गए चित्र में रंग भरें एवं सीधी रेखा खींचें ।

(Join dotted lines)





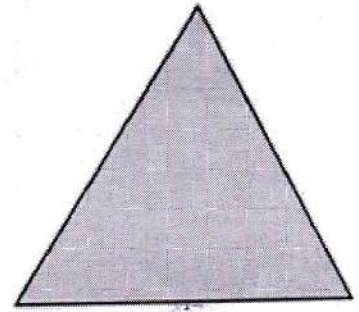



Healthy Food Maze


Help Emmy through the maze. Trace her way through all the healthy treats




V. Match the similar shapes.




VI - Its colouring time.....




Square



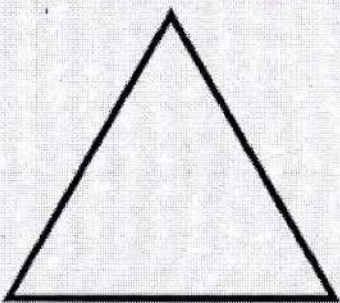
Circle



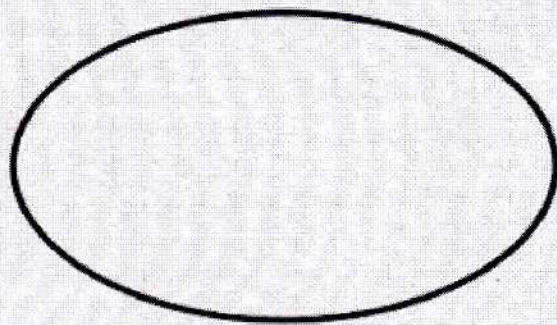
Star



Rectangle




Triangle



Oval

(VII) With the help of your parents colour the tree by thumbprinting and paste the paper cut outs on the stem.



VIII. Colour the picture which is healthy.

