

SREE AYYAPPA PUBLIC SCHOOL
SECTOR - IV, BOKARO STEEL CITY
Session - 2026 - 27

PRE
NURSERY
ASSIGNMENT
FOR






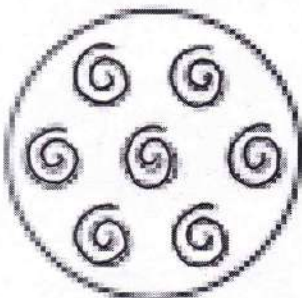


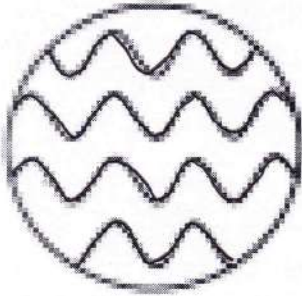
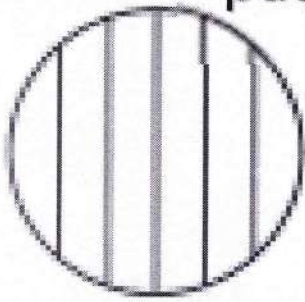
SUMMER

Name :- _____



Class :- _____

English


1. Trace the dotted lines and draw the same pattern in the matched circle



2. Trace the dotted lines and colour it.



3. Match them with their halves.



4. Match the same letters.

A

B

E

E

B

D

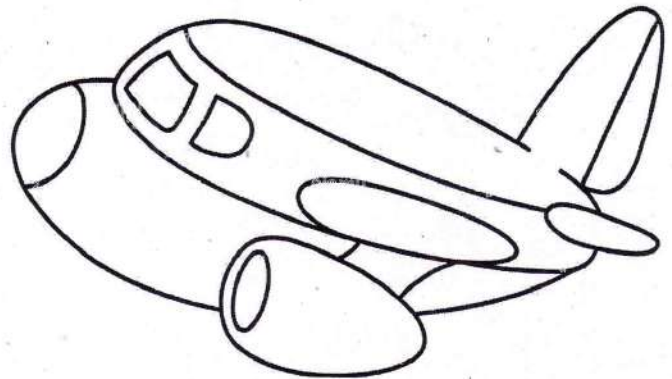
C

A




D

C

5. Colour the object which starts from letter A





6. Colour the animal which lives in water.



7. Tick the good habit.



8. Help the bear get to the honey.



9.


Colouring Time!!!!



10. Make a fruit basket in a scrap book with your favorite fruits in it and do thumb printing with the help of your parents.
11. Paste few photos of yours in a scrap book about how you spent your summer vacation and what new you did in your summer vacation.
12. Learn any 1 story with moral value with your parents and make a small collage of it in the scrapbook.
13. Make an alphabet chart on a full chart paper with one picture of each.

1. मैं और मेरा परिवार

इस विश्व गाय परिवार वृक्ष में अपनी एवं अपने परिवार के सदस्यों की तस्वीर चिपकाएँ।



2. दिए गए वर्णों को उनके चित्र के साथ मिलान करें।



ऐ



ओ



ए



औ



आ



अ




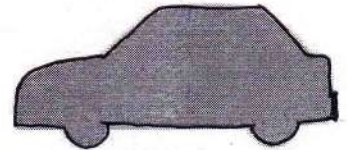
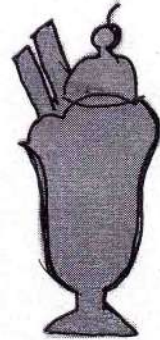


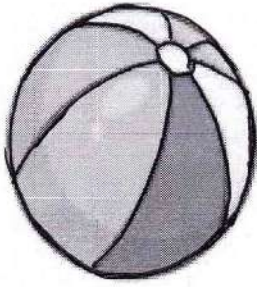


उ

5. अपने पसंद के दो खाने का नाम सुनिश्चित करें तथा अपनी माँ की मदद से उसे बनाएँ। उसकी एक चित्र निकालकर स्क्रेप किताब में लगाएँ।
6. अपनी तीन अच्छी आदतों जो आप अपनी दिनचर्या में इस्तेमाल करते हैं उसका चित्र निकालकर स्क्रेप किताब में लगाएँ।
7. अपने पसंदीदा जानवर का फेस मास्क पेपर प्लेट से बनाएँ।
8. एक सफेद चार्ट पेपर पर अ से अः तक के वर्णों को लिखकर एवं उनके चित्रों को चिपकाएँ। इसमें अपने माता पिता की सहायता जरूर लें।

Maths

1. Match the picture with its shadow.



2.

Match the same numbers.

1

5

2

4

3

1

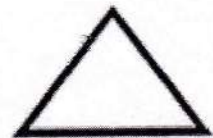







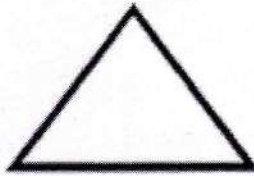





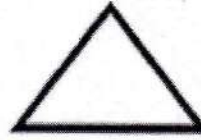





4

3

5

2

3. Colour the shapes according to the given colour.




4. Colour the tall with green and short with brown.



5. Colour the thing which you see up in the sky





6. Colour the animal which runs fast.




7.

Colour the animal which is big.



8. Join the dots in sequence and make a star and colour it as per your choice.



9. Stick five different kinds of leaves which you can see around you in a scrapbook.

10. Make a beautiful number chart on a chart paper from 1 to 20. With the same number of pictures in it.